



District Report Card: 2017


State: Punjab	District: Fatehgarh Sahib
Class: 3	Subject: Language
Schools: 61	Students: 755


Participation/Coverage


Students

<div>GENDER</div> <div></div>	Boys		Girls	
	Number	%	Number	%
	397	52.58	358	47.42

<div>AREA</div> <div></div>	Rural		Urban	
	Number	%	Number	%
	508	67.28	247	32.72

<div>CATEGORY</div> <div></div>	SC		ST		OBC		GEN	
	Number	%	Number	%	Number	%	Number	%
	456	60.40	1	0.13	145	19.21	153	20.26

<div>CWSN</div> <div></div>	LD	VI	HI	S&LD	ID	Oth
	1	5	0	4	4	23

<div>Management</div> <div></div>	Government		Government-aided	
	Number	%	Number	%
	699	92.58	56	7.42

Average Performance of Students in Language (%)

Overall	Gender		Area		Management		Social Group			
	Male	Female	Rural	Urban	Govt.	Aided	SC	ST	OBC	GEN
50.77	49.84	51.81	54.07	43.99	51.12	46.43	52.54	80.00	48.92	47.06

Performance on Learning Outcomes (LOs)

Learning Outcomes	Description	Average Performance(%)
L304	Reads small texts with comprehension i.e., identifies main ideas, details, sequence and draws conclusions	51.60
L312	Reads printed scripts on the classroom walls: poems, posters, charts etc.	49.11

Range of Performance of Students who Answered Correctly							
Below 30%		30% - 50%		50% - 75%		Above 75%	
Number	%	Number	%	Number	%	Number	%
184	24.37	165	21.85	226	29.93	180	23.84

Lowest Performing Learning Outcomes (LOs)

1 - Reads printed scripts on the classroom walls: poems, posters, charts etc. (49.11)

2 - Reads small texts with comprehension i.e., identifies main ideas, details, sequence and draws conclusions (51.60)